

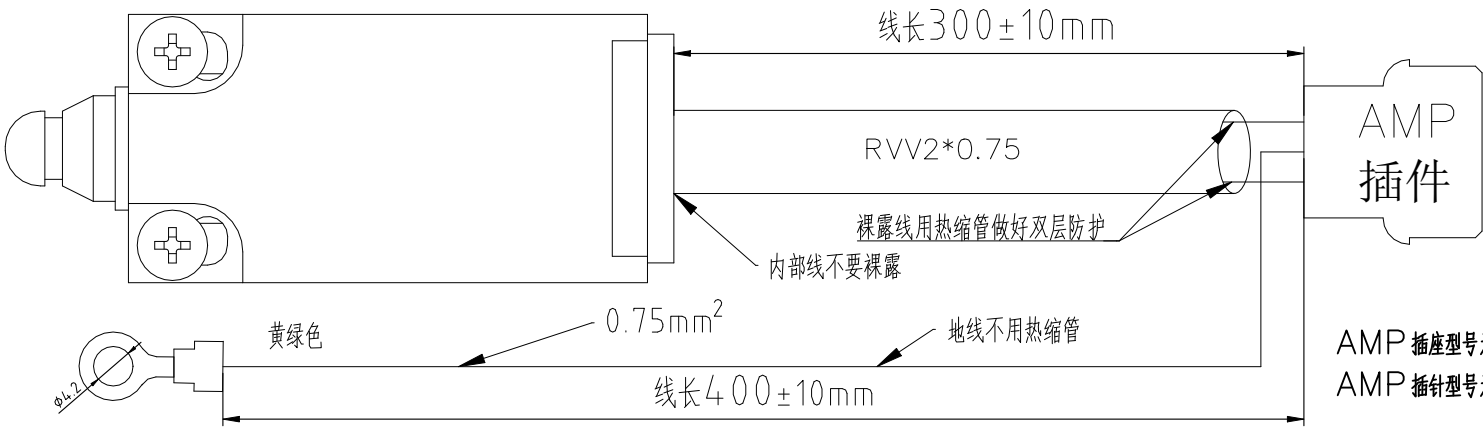


A3		LENGTH/DIAMETER								RADIUS/CHAMFER			ANGLE (shorter side length)						
		0.5-6	>6-30	>30-120	>120-400	>400-1000	>1000-2000	>2000-4000		0.5-3	>3-6	>6	0-10	>10-50	>50-120	>120-400	>400		
		TOLERANCE	± 0.1	± 0.2	± 0.3	± 0.5	± 0.8	± 1.2	± 2	TOLERANCE	± 0.2	± 0.5	± 1	TOLERANCE	± 1°	± 0.5°	± 0.3°	± 0.15°	± 0.1°

Z = LEG LENGTH ANSI/AWS A2.4-98 WELDING SYMBOLS ARE USED IN THIS DRAWING. REFER TO DRAWING AAA25401 FOR CONVERSION TO ISO SYMBOLS.		WELDS	
OTHER SIDE	ARROW SIDE		

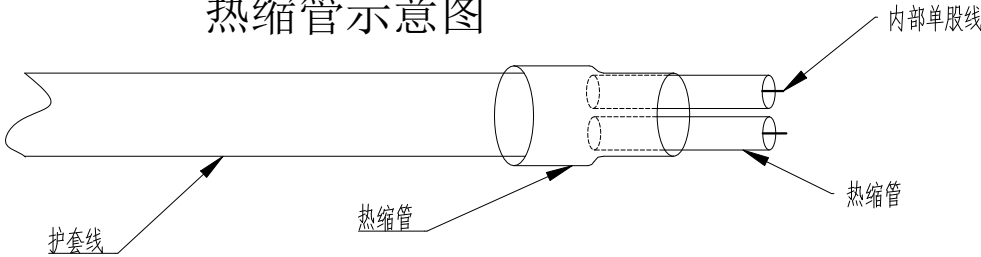
限速器涨紧开关接线示意图



1	1	SSRG
2	2	
3	3	

AMP 插座型号为: 1-480701-0;
AMP 插针型号为: 350218-1.

热缩管示意图



PVKS6H040001/V24N017927C1

ALL DIMENSIONS METRIC

						Volkslift Schindler	插件接线示意图		VKS6H040			
							绘图 DRAWN	陈小凯	材料: MATERIAL:	首次下发版本 FIRST VERSION	重 量 WEIGHT	比 例 PROPORTION
							校对 CHK	闵传宏				
							批准 APPD	陈国芳				
标记 MARK	更改原因及说明 CHANGE REASONS AND INSTRUCTIONS		更改日期 CHANGE DATE	更改 CHANGE	审查 CHECK	版本 VERSION	日期 DATE	2022.3.13				
									SHEETS 1		1	SHEET